


To parents and guardians

It's up to you to protect your child

When you are riding a bicycle with your child Follow the Rules

Use electric bicycles safely



Choose a bicycle that meets industry standards when riding with two children

When riding a bicycle with two children, use a "double child-seat bicycle" that meets with the industry standards (BAA or SG + Double Child-Seat marks) - do not ride with two children on a regular bicycle that has been equipped with two child-seats.



It is mandatory for bicycle users to take out liability insurance for accidents while using a bicycle! (Effective from April 1, 2020)

In bicycle accidents, a third party could also be injured, so as a precaution everyone must take out insurance.

*Accident insurance for liability coverage in the event of death or bodily injury to a third party caused when using a bicycle.

● Bicycle users are required to take out accident insurance for liability coverage in the event of death or bodily injury to a third party caused when using a bicycle.

(Tokyo Metropolitan Ordinance on the Promotion of the Safe and Appropriate use of Bicycles, Article 27)

● When a minor uses a bicycle, the guardian must take out accident insurance for liability coverage in the event of death or bodily injury to a third party caused when using a bicycle.

(Tokyo Metropolitan Ordinance on the Promotion of the Safe and Appropriate use of Bicycles, Article 27-2)

Insurance for third party accident liability while using a bicycle can be taken out as an add-on option to other insurance policies such as accident, fire, or car insurance. Also, there is insurance that come with the TS (Traffic Safety) mark sticker attached to bicycles that have been inspected and maintained by shops registered with the Japan Traffic Management Technology Association. Please check to see if you are already covered by your current insurance policy. For details, please contact the insurance company or insurance agency.

Example of liability when a bicycle rider caused an accident

A fifth-grade boy who was cycling down a slope collided with a woman because he was not looking ahead carefully. The woman fractured her skull and remains unconscious. The court found his guardian to be liable and ordered compensation of about 95 million yen. (July 4, 2013 ruling, Kobe District Court)

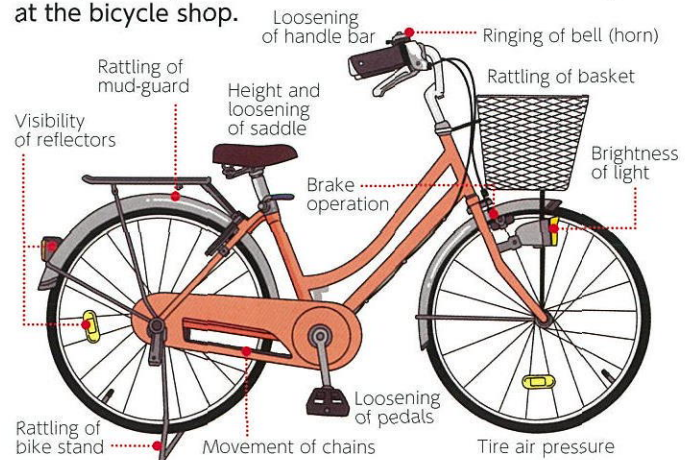
Let's wear helmets

● Guardians of children under 13-years-old must endeavor to have them wear helmets when riding on bicycles. (Road Traffic Act, Article 63-11)

● Bicycle users, regardless of age, are encouraged to wear protective gear such as helmets. (Tokyo Metropolitan Ordinance on the Promotion of the Safe and Appropriate use of Bicycles, Article 19)

Inspection and maintenance

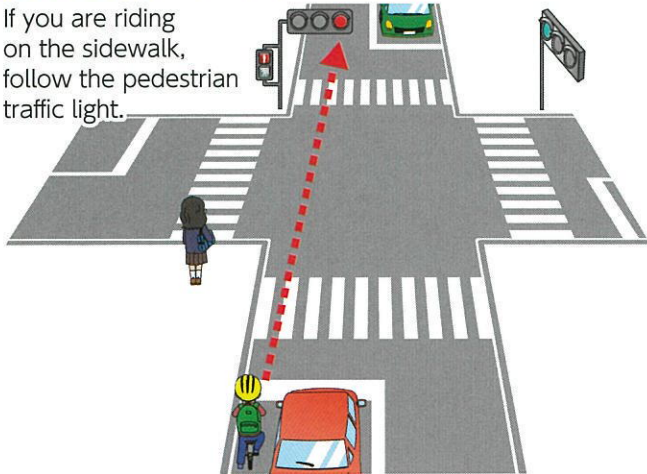
Check and maintain your bicycle on a daily basis. Also, have your bicycle checked and maintained once a year at the bicycle shop.





Let's review the bicycle rules again

If there is no "Pedestrian and Bicycles Only" sign on the traffic light you must follow the traffic light for vehicles

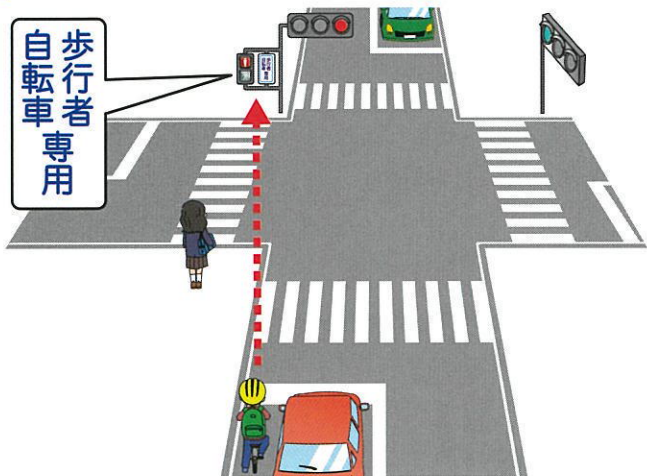
If you are riding on the sidewalk, follow the pedestrian traffic light.



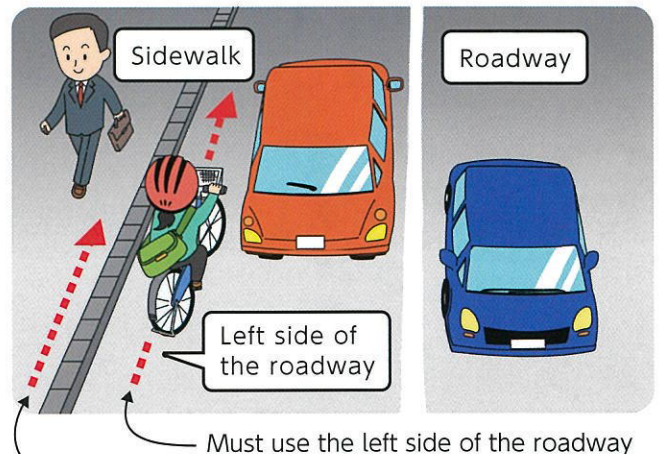
Safety must be observed by following road signs and signals, and proceeding at a speed that can allow you to stop immediately.



When there is a "Pedestrian and Bicycles Only" sign on the traffic light you must follow that traffic light

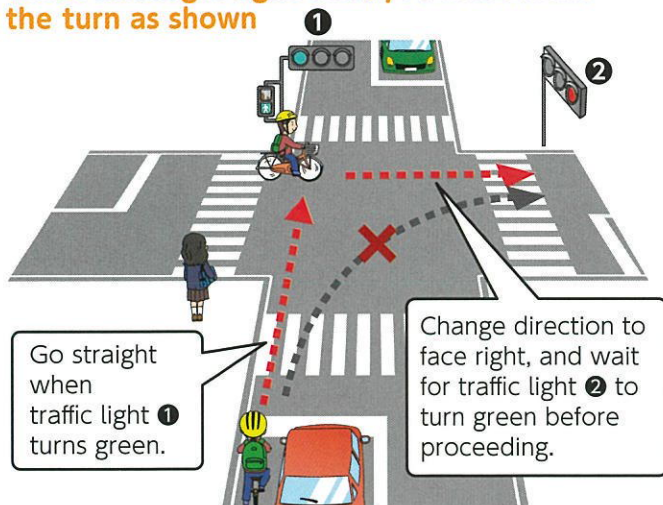


On roads where the roadway and sidewalk are separated, as a general rule, the bicycle must run on the roadway



When riding on the sidewalk, stay near the road and proceed at the safe speed. Stop whenever there is the possibility of blocking pedestrian passage.

When making a right turn, you must make the turn as shown



Riding on the sidewalk is allowed:

- When a road sign indicates that the bicycle can pass on the sidewalk
- When the bicycle is ridden by children under 13-years-old, seniors over 70-years-old, or people with disabilities.



歩行者優先

- When it is unavoidable to ensure the safety of bicycle traffic

