

To elementary school children and their parents/guardians

Are you riding your bicycle safely?

A helmet will protect your head if you fall or run into something.



Check the height of the saddle and brakes with an adult.

Wear a helmet.



Ride on the left side of the road when there is no sidewalk.

Watch out for cars coming from behind!




止まれ STOP Always stop at this road sign and check for safety around you.

Don't forget to stop and check for safety.



Confirm safety to your left, right, and behind you!

On the sidewalk, watch out for pedestrians and ride slowly on the side next to the road.



Arrived at the shop!

Park your bicycle at the area designated.



Shopping finished! Be careful on your ride back!

Don't suddenly jump out!



Start




Let's go on an errand on your bicycle

Check each item where you followed the rules!
How was your score?

Goal

Lock your bicycle once you are back at home.



Watch out for cars turning at the intersection.

Can the driver see me?


Observe traffic lights. Stop at red lights and after the light turns green, look to your right, left, and back right and if it is safe, cross the road.




Always stop at an intersection where you have trouble seeing around the corner and check left and right for safety.

Never do this! Don't let others do this!

Riding side by side
Riding with a passenger



Riding while looking
at the screen of your smart phone
or other devices



Riding with
an umbrella opened



To parents / guardians

Teach your children bicycle riding rules

● Parents or guardians must strive to have minors under their custody acquire the necessary skills and knowledge needed to ride bicycles safely and properly.

(Tokyo Metropolitan Ordinance on the Safe and Appropriate use of Bicycle, Article 15-1)



Let's wear helmets

● Guardians of children under 13-years-old must endeavor to have them wear helmets when riding on bicycles.

(Road Traffic Act, Article 63-11)

● Bicycle users, regardless of age, are encouraged to wear protective gear such as helmets.

(Tokyo Metropolitan Ordinance on the Safe and Appropriate use of Bicycle, Article 19)

It is mandatory for bicycle users to take out liability insurance for accidents while using a bicycle! (Effective from April 1, 2020)

In bicycle accidents, a third party could also be injured, so as a precaution everyone must take out insurance.

※Accident insurance for liability coverage in the event of death or bodily injury to a third party caused when using a bicycle.

● Bicycle users are required to take out accident insurance for liability coverage in the event of death or bodily injury to a third party caused when using a bicycle.

(Tokyo Metropolitan Ordinance on the Promotion of the Safe and Appropriate use of Bicycles, Article 27)

● When a minor uses a bicycle, the guardian must take out accident insurance for liability coverage in the event of death or bodily injury to a third party caused when using a bicycle.

(Tokyo Metropolitan Ordinance on the Promotion of the Safe and Appropriate use of Bicycles, Article 27-2)

Insurance for third party accident liability while using a bicycle can be taken out as an add-on option to other insurance policies such as accident, fire, or car insurance. Also, there is insurance that come with the TS (Traffic Safety) mark sticker attached to bicycles that have been inspected and maintained by shops registered with the Japan Traffic Management Technology Association. Please check to see if you are already covered by your current insurance policy. For details, please contact the insurance company or insurance agency.

Example of liability when a bicycle rider caused an accident

A fifth-grade boy who was cycling down a slope collided with a woman because he was not looking ahead carefully. The woman fractured her skull and remains unconscious. The court found his guardian to be liable and ordered compensation of about 95 million yen. (July 4, 2013 ruling, Kobe District Court)

