

How to Sort and Dispose of Garbage

こみ・資源物の分け方と出し方



Mascot to Raise Awareness on Reducing Garbage in Hino

- Please take out garbage by 8 a.m. on the garbage collection day.
- Please follow the instructions on how to dispose of garbage provided in this booklet.



日野市

Hino City

CONTENTS

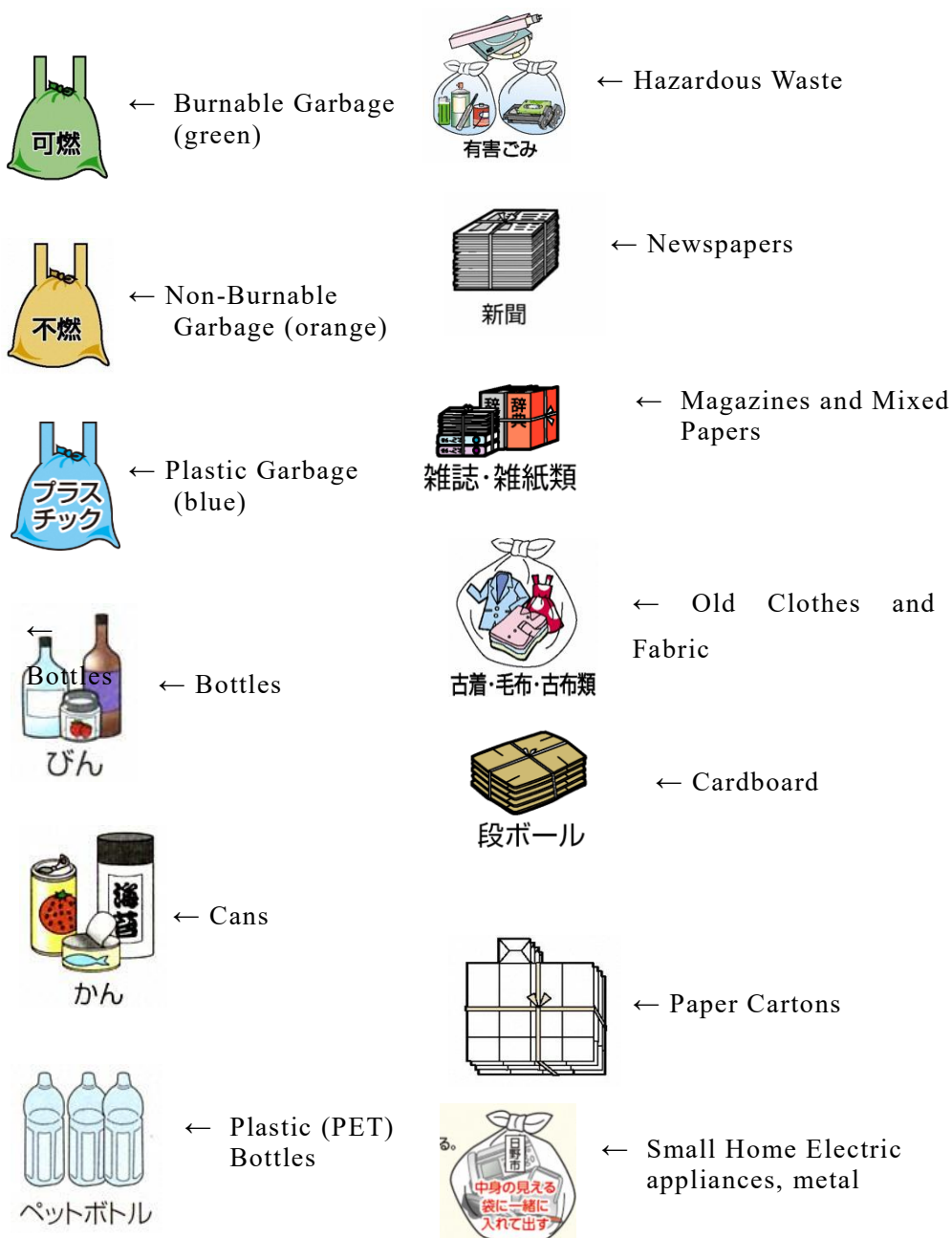
1. Garbage and Waste Collection Schedule for Hino City	p.1
2. City Designated Garbage Collection Bags	p.2
3. Volunteer Garbage Collection Bags	p.3
4. Garbage Bags for Diapers	p.3
5. Distribution Offices for Volunteer and Garbage Bags for Diapers.	p.3
6. How to Dispose of Burnable Garbage	p.4
7. How to Dispose of Non-burnable Garbage	p.5
8. How to Dispose of Plastic Garbage	p.6
9. How to Dispose of Recyclable Waste.....	p.7
10. How to Dispose of Hazardous Waste.....	p.10
11. How to Dispose of Oversized Waste	p.11
12. Articles not Collected or Disposed of by the City	p.12
12-1. How to Dispose of Home Electric Appliances	p.12
12-2. How to Dispose of Personal Computers	p.12
12-3. How to Dispose of Motorcycles (including Motorcycles under 50cc)	p.12
13. How to Dispose of Pruned Branches	p.13

1. Garbage and Waste Collection Schedule for Hino City

In Hino City, the collection days for burnable garbage, non-burnable garbage, plastic garbage and recyclable waste differ by area. Please check the Garbage and Waste Collection Calendar (hereinafter referred to as “GWC calendar”) when disposing of garbage.

Different icons are used for burnable garbage, non-burnable garbage, plastic garbage and recyclable waste on the GWC calendar. Please refer to the following.

The categories of garbage and waste are illustrated in the GWC calendar with pictures, similar to the ones shown below. The GWC calendar also has a list of retail shops where city designated garbage bags and stickers for oversized waste can be purchased.



2. City Designated Garbage Collection Bags

Please put burnable, non-burnable and plastic garbage into the city-designated garbage collection bags before disposal.



Bags for burnable garbage (green)



Bags for non-burnable garbage (orange)



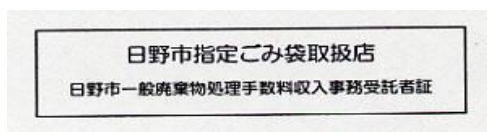
Bags for plastic garbage (blue)

◎ **If you dispose of burnable, non-burnable or plastic garbage in bags not designated by the city, your garbage will not be collected.**

◎ Bag sizes and Prices

Type	Number of bags in one roll	Mini (five liters)	Small (ten liters)	Medium (twenty liters)	Large (forty liters)
Burnable garbage	10	¥100	¥200	¥400	¥800
Non-burnable garbage	5	¥50	¥100	¥200	¥400
Plastic garbage	10	¥100	¥200	¥400	¥800

◎ City designated garbage collection bags for burnable, non-burnable, and plastic garbage can be purchased at shops showing the following sticker (See GWC calendar).



(Business establishments)

Business establishments are required to use specially designated collection bags, not bags used for household trash collection. Garbage that business establishments dispose of in bags for household garbage will not be collected.

◎ **Business establishments designated collection bags are used for small amounts of garbage as ordinary households, the collection is limited to business establishments that submitted a request form to the city. In principle, it is not permitted to bring in garbage generated by business establishments.**

◎ **Price of bags according to size**

Small (15 liters)	1 set (10 bags)	1,000 円
Extra large (45 liters)	1 set (10 bags)	3,000 円

3. Volunteer Garbage Collection Bags

Hino city provides groups such as neighborhood community associations or individuals who volunteer to clean public areas such as parks and streets with garbage bags. Separate burnable and non-burnable garbage, circle the appropriate field on each bag's label, indicate the area that was cleaned, and put out on respective designated days. It is prohibited to include cut-off branches, twigs and fallen leaves from your property in the volunteer garbage bags.

Since plastic garbage collected during volunteer collection activities has been left outside and cannot be recycled as it is too dirty, dispose of it as burnable garbage.

Please attach a note, indicating the **area cleaned**, on the volunteer bags before taking them out.

4. Garbage Bags for Diapers

Hino city provides families with infants and toddlers, elderly people, disabled people, or sick people with "garbage bags for diapers". After removing contents of used diapers, put the diapers into the bags and put them out on the day of burnable garbage collection.

Diapers or toilet sheets for animals (such as pets) will not be collected if you dispose of them in garbage bags for diapers. Please dispose of them as burnable garbage.

5. Distribution Offices for Volunteer and Garbage Bags for Diapers

Distribution Offices of the Volunteer and Garbage Bags for Diapers (See BWC calendar)

Office	Location
Citizen Affairs Counter or Garbage Consultation Counter, City Hall 1F	Shimmei, City Hall 1F
Nanao Branch Office	Keio Takahata Shopping Center, 2F
Toyoda Station Office	Toyoda Station, North Side Rotary
Central Library	Toyoda, Toyoda Station, South
Mogusa Library	Next to Mogusa-en Station
Health Centre	Hino-honmachi, east side of the First Elementary school
Community Centre	Hino-honmachi, west side of the First Junior High School
Hino City Social Welfare Conference	
Municipal "Hoiku-en" (nursery school) and "Jido-kan"(Children's House)	Hirayama, Asahigaoka, and the others
All post offices in the city	

Garbage bags for diapers can be obtained at:

Private nursery schools in Hino, Tobu-community centre, Minamidaira-gymnasium,
Regional comprehensive support centre in Hino.

Volunteer garbage collection bags can be obtained at:

City Hall Third Floor (Office of Streets, Office of Environmental Preservation,
Office of Rezoning)

Hino-shi Kankyo Ryokuka Kyokai (Hino Central Park, South)

6. How to Dispose of Burnable Garbage

(On the GWC calendar shown as )

Please put burnable garbage into the green city designated garbage collection bags and put them out at a spot within your residential premises, facing the road, on the days of collection by 8:00 AM. Those who live in apartment complexes should take burnable garbage to the designated place. The city designated garbage collection bags can be purchased in retail shops showing the sticker (See GWC calendar).

◎ **Garbage disposed of in bags other than city designated garbage bags, diaper bags, and volunteer bags, will not be collected.**

◎ **Please put out garbage ONLY on the days of collection, as they may cause litter (for collection schedule, see the GWC calendar).**

• **Kitchen garbage (kitchen waste)**

Leftover food, vegetable waste, bones from fish and meat, seafood shells, etc.

Dry all kitchen garbage before putting it out.

Cooking oil should be soaked up with paper towels or cloths.

Sharp objects should be wrapped with paper.

• **Paper waste**

Used papers(tissue paper, paper filters, etc.)

Newspapers, magazines, various ad inserts, cardboards, and paper cartons should be put out as recyclable waste. Return milk cartons to recycle boxes at the stores from which you purchased them, and newspapers to collection by dealers

• **Non-recyclable paper**

Paper smaller than name cards, non-ink paper for FAX machines and word processors, transfer paper, wax paper, shredded paper, absorbent paper, photographs, carbon paper, plastic paper, etc.

• **Other waste burned for sanitary reason**

Sanitary napkins, cat litter, used band-aids, and bandages, etc.

• **Dirty plastic garbage**

Dirty bento boxes, tube-type containers, such as for mayonnaise that cannot be

completely cleaned, etc.

- ※ Clean as much as possible and dispose of them with plastic garbage. Dispose of items that cannot be cleaned as burnable garbage.
- ※ For the safety of the garbage disposal staff, dispose of the plastic containers used for medicines and cases used for capsules as burnable garbage.

• **Diapers (free of charge)**

Put out used diapers (remove filth), not including diapers for animals, into the garbage bags for diapers.

- ※ Bulky waste that does not fit in the city designated garbage bags without being folded up (such as mattresses, quilts, carpets, etc.) and items that may cause fires (those listed as oversized waste) are handled as oversized waste. Please make a reservation for the collection of such waste by calling the number below. The collection fee varies depending on the item, so please check the fee beforehand. Attach a disposal ticket (sticker for oversized waste) corresponding to the fee on each item, and put it out for collection by 8 a.m. on the appointed collection date.

Contact: Hino Kankyo Hozen at 042-581-4331 (※Japanese language only)

• **The collection of pruned branches (free of charge)**

Put them out on the burnable garbage collection days. The maximum quantity is two bundles per day.

The size of a bundle should not exceed 50 cm in length, 30 cm in diameter, and 5cm in thickness.

Apartment complex residents can discard [2 bundles × the number of households (in residence)].

Grass, vines and small pieces of branches that cannot be bundled up, and hydrangeas, etc., should be discarded in the city designated bags for burnable garbage.

7. How to Dispose of Non-burnable Garbage)

(On the GWC calendar shown as

Please put non-burnable garbage in the orange city designated garbage collection bags and put them out at a spot within your residential premises, facing the road, on the days of collection by 8 AM. Those who live in apartment complexes should take burnable garbage to the designated place. The city designated collection bags can be purchased in retail shops showing the sticker. (See GWC calendar)

- ※ With effect from January 2022, you can dispose of up to three umbrellas next to one of the city designated garbage collection bags for non-burnable garbage (large, medium, or small).

◎ **Garbage in other bags will not be collected.**

◎ **Please put out garbage ONLY on the days of collection, as they may cause litter.**

• **Glass, Ceramic ware, etc.**

Plate glasses, cups, glasses, pots, tea cups, pots, etc.

• **Rubber items**

Hoses, synthetic rubber, rubber boots, etc.

※ Cut long items such as hoses into small pieces (around 30 to 50 cm) and place them in the designated garbage bags. Items that cannot be cut is handled as oversized waste, so please make a reservation for the collection of oversized waste.

• **Leather products**

Leather shoes, Leather bags, Leather belts, etc.

• **Edged tools and broken glass**

Wrap edged tools and broken glass with newspaper or cloth, and dispose of in the designated garbage bags for non-burnable garbage. Make sure to attach a memo that says “われもの (broken glass)” or “はもの (edged tools)” on the bag.

• **Others**

Sneakers, pots, tins other than food tins, incandescent light bulbs, LED light bulbs, etc.

※ Do not dispose of items such as bottles, cans, plastic (PET) bottles, small home electric appliances and metals with non-burnable garbage; dispose of them on the day for recyclable waste (Refer to “How to Dispose of Recyclable Waste” below.)

※ **Use up contents of aero of cans, gas cylinders for portable gas ranges, etc. and put them out as hazardous garbage.**

8. How to Dispose of Plastic Garbage

(On the GWC calendar shown as



)

Please put plastic garbage in the blue city-designated garbage bags and place them at a spot within your residential premises, facing the road, on the designated collection day **by 8 a.m.** If you live in an apartment complex, take them to the designated disposal place. City-designated garbage bags can be purchased in retail shops showing the sticker (see the GWC calendar).

Return food trays to the collection box in the store where you purchased them.

◎ **Garbage in other bags will not be collected.**

◎ **Please put garbage out ONLY on collection days, as they may cause litter.**

- **Plastic bags, containers and items**

Food trays, egg cartons, confectionery bags, plastic shopping bags, bottle-type containers, caps and labels of PET bottles, polystyrene foam, polystyrene foam cushioning material, plastic items such as washbowls and hangers, silicone items, urethane items, etc.

- Each time you dispose of plastic garbage in medium or large garbage bags, you can also dispose of up to three umbrellas.
- ※ With effect from January 2022, the method for disposing of umbrellas will be changed. Please place them next to the garbage bags for non-burnable garbage.
- ※ Return PET bottles (bottle body only) to the collection box at the store where you purchased them, or dispose of them on the collection day designated for PET bottles.

9. How to Dispose of Recyclable Waste

Newspapers, magazines, paperboards, cardboard, paper cartons, used clothes, cans, bottles, PET bottles, small home electrical appliances, metals are collected on different days according to the type of item.



新聞

- **Newspapers (On the GWC calendar shown as**

)

Bind newspapers and ad inserts with paper strings or plastic strings. Packing tape must not be used to bundle the newspapers together.

Newspapers are collected on rainy days, but they cannot be recycled. If possible, please wait until the next collection date to dispose of paper wastes.

If you are putting out newspapers on a rainy day, please put them out at the usual place without covering them with anything.



雜誌・雜紙類

- **Magazines and Mixed papers (On the GWC calendar shown as**

)

Magazines, paperbacks, copy paper, paper boxes, envelopes (white), cards, and other papers (paper larger than a name card can be treated as recyclable waste. Please put them out in an envelope, etc.).

- ※ Papers that cannot be recycled (to be disposed of as burnable garbage) include thermal paper for some word processors, photosensitive paper, envelopes with a plastic window, plastic coated paper, wax paper, carbon paper, photographic paper, paper cups, oil paper, packing tapes, paper with gold leaf, aluminum foil, traditional Japanese paper, shredded paper, etc.

Paper waste is collected on rainy days, but it cannot be recycled. If possible, please wait until the next collection date to dispose of paper wastes. If you are putting them out on a rainy day, please put them out at the usual place without covering them with plastic sheets, etc.



• **Cardboard (On the GWC calendar shown as 段ボール)**

Bundle them with paper or plastic strings. Peel packing tape off cardboard boxes and put them out as burnable. Brown envelopes, as well as other brown paper, are also collected with cardboard.

In case of rain on the day of collection, put them out next time.

Cardboard is collected on rainy days, but it cannot be recycled. If possible, please wait until the weather is better to dispose of cardboard.



• **Paper cartons (On the GWC calendar shown as)**

Not only milk cartons, but also cartons for other drinks, are collected. However, only cartons with white inside are collected.

Rinse inside, cut to make flat, dry, and bind with plastic or paper strings (no packing tapes). Cartons with aluminum and brown paper inside should be discarded as burnable garbage.

Cartons are collected on rainy days, but they cannot be recycled. If possible, please wait until the weather is better to dispose of paper wastes.



• **Old clothes and old fabrics (On the GWC calendar shown as 古着・毛布・古布類)**

Towels, cotton thermals, blanket, linens, curtains, old clothes, etc.

All items of clothing can be recycled. You do not need to remove buttons or fasteners from them. Put them out in disposable bags through which you can see inside.

Mattresses, rugs, and carpets are categorized as oversized garbage (fee required.) They are collected on rainy days, but they cannot be recycled. If possible, please wait until the weather is better to dispose of them.

Old clothes and old fabrics are collected on rainy days, but they cannot be recycled. If possible, please wait until the next collection date to dispose of them.


*Items such as futon bedding, rugs and carpets, kitchen mats, duvets, and summer blankets cannot be collected in city designated garbage bags even if they can be folded and placed in such bags. These items are handled as **oversized waste (collected at a charge)**.

• **Cans (On the GWC calendar shown as )**

Rinse the insides of cans (drink, food, cookies, etc.) before putting them out. Do not put cigarette butts in cans.

Cans are collected separately, please avoid using collection bags but put them in a bucket or a basket. Dirty cans and those containing oil should be put with non-burnable garbage.

Gas cylinders for portable gas-ranges can be dangerous if they are not empty. Use them up before putting them out as non-burnable garbage.

• **Glass bottles (On the GWC calendar shown as )**

Remove caps from drink bottles, seasoning bottles, cosmetics bottles (removed caps are categorized as non-burnable garbage) and rinse inside of bottles before putting them out.

Bottles are collected separately, please avoid using collection bags but put them in a bucket or a basket.

Nursing bottles, manicure containers, glass, glass cups, etc are categorized as non-burnable garbage.

• **Plastic (PET) bottles (On the GWC calendar shown as )**

ペットボトル



Remove caps and labels from drink bottles and seasoning bottles with the PET mark, and rinse the inside before putting them out (removed caps and labels are categorized as plastic garbage). Put plastic (PET) bottles out in a basket or a bucket, not in a bag, since only the PET bottles are collected.

Egg cartons and fruit packing cases are categorized as plastic garbage even if they

have the  mark.

• **Small home electronic appliances, metal items**

(On the GWC calendar shown as )

(Small home electronic appliances)

Mobile phones, portable players (CD players, MD players, digital audio players, digital cameras, video cameras, electronic dictionaries, IC recorders, portable game devices, radio CD decks, DVD decks, VCR, gaming devices, telephones, watches, remote controllers, rice cookers, hot plates, toasters, electric pots, hairdryers, electric shavers, fans, irons, vacuums, cleaners, calculators, electric codes, etc.

(Metals)

Spoons, metallic pots, kettles, frying pans, metallic cups, metallic flasks, cooking iron plates, cooking nets, metallic baskets, metallic ladles, wire hangers, cans, metallic shovels, metallic tools such as screwdrivers and pliers, metal rods, iron alloys, etc.

Please put these items in a less than 45 liters transparent or translucent bag.

- Please ensure that the opening of the bag is tied up firmly (if the bag cannot be tied up, the items must be disposed of as oversized waste (collected at a charge).
- Please attach a note stating “Hino City” on the bag.
- Please remove batteries, and dispose them as Hazardous Waste.
- If you cannot remove the batteries or have other issues, ask the Clean Center for advice.
- Please erase the data on your cell phone putting out for collection.
- Please remove non-metallic handles linked with metallic items such as pots.
- Glass pot lids are disposed of as non-burnable garbage.

10. How to Dispose of Hazardous Waste



• Hazardous waste (on the GWC calendar shown as

Items fall into the following categories (1) – (3) are "hazardous waste." These items should be placed at the collection site respectively as specified below. Do not mix (1), (2), and (3). This is because they are processed differently.

(1) Fluorescent light bulbs

Put fluorescent light bulbs into a box, separately from plastic garbage so that they do not break (do not put them into city designated garbage collection bags), and put them out on the same day as plastic garbage.

- ※ Incandescent light bulbs and LED bulbs must be put into city designated garbage bags for non-burnable garbage.

(2) Dry-cell batteries, button-cell batteries, thermometers, lighters, spray cans, and gas cartridges

Put dry-cell batteries, thermometers (mercury or electric thermometers where the button-cell batteries cannot be removed), lighters, spray cans and gas cartridges into a transparent bag (such as the outer bag for the Hino City-designated garbage bags or plastic shopping bags) separately from plastic garbage—do not put them into city-designated garbage collection bags—and set them out next to the bags on the same day that plastic garbage is collected.

- ※ Please make sure lighters, spray cans, and gas cartridges are empty before disposing of them.

※ Consult with the Clean Center to learn how to dispose of lighters and spray cans that are not empty.

(3) Various kinds of tapes

Put videotapes, cassette tapes and ink ribbons for printers/faxes into a transparent bag separately from plastic garbage—do not put them into city-designated garbage collection bags—and set them out next to the bags on the same day that plastic garbage is collected.

※ The maximum amount you can dispose at once is equivalent to one small city designated bag (10-liters; up to 10 videotapes or 40 cassette tapes).

11. How to Dispose of Oversized Waste

First apply by phone to one of the waste collection centers, then they will come to your home.

Collection fees are determined by the type of waste. Buy a sticker for the collection fee at a location nearest to your home (a list of the ticket vendors is printed on the back cover of the GWC calendar) and place the stickers on your oversized waste.

For information about collection fees for oversized waste, please refer to the GWC calendar.

- To apply for oversized waste collection call:
Tel 042-581-4331 (Hino Kankyo-Hozen Japanese language only)
- How to apply
 - Monday through Friday (closed on Saturdays, Sundays, and year-end through New Year holidays)
 - Call between 8:00p.m. and 4:30p.m.
 - Tell them the kinds of articles and quantities of each.
 - They will tell you the pickup date and time and the amount of oversized waste tickets to purchase.

[An example of application by phone]: “I want to dispose of one bicycle”

=「Jitensha wo ichidai daishitainodesuga」

12. Articles that Cannot be Collected or Disposed of by the City

For the following articles, please contact a professional (such as a retailer) or a licensed waste disposal company.

- Bicycles and bicycle parts, tires (including wheels), bicycle and motorcycle batteries, machinery batteries
- Motorcycles and motorized bicycles
- High-pressure gas cylinders, gas cylinders (excluding gas cartridges for cooking), fire extinguishers

- Concrete, rocks, dirt, sand, bricks, construction waste materials, bath tubs, fitted kitchens
- Pharmaceuticals (including poisons), pesticides, gasoline, paint, paint diluting fluids and other chemicals
- Agricultural equipment, mortars, pestles, logs or trunks measuring 20 cm or more in diameter, etc.
- Four types of home appliances (TV, air-conditioners, washing machines and driers, refrigerators and freezers)
- Medical waste, pianos (excluding electronic pianos), fireproof safe, etc.

12-1. How to Dispose of the Four Types of Home Appliances

Please ask the store from which you bought the appliance or the store from which you are going to buy a new appliance to collect air conditioners, television sets, refrigerators, freezers, or washer/driers. In case the above does not apply, contact one of the following collection agencies.

In addition to collection and transportation charge, separate recycling charges apply. Collection and transportation charges vary from agency to agency, so please check with the respective agencies.

You can bring items to the collection site directly if you are transporting them yourself. Please contact the Home Appliance Recycle Ticket Center (Tel: 0120-319-640) for more information.

12-2. How to Dispose of Personal Computers

Personal computers (desktops, laptops, CRT displays, LCD display) are collected as small home electric appliances/metals.

The city doesn't assume any responsibility for the data on your computer, please make sure you erase all the data before disposing of your computer.

In case you want to dispose of your computer personally and you can't erase the data, please contact the manufacturer 's (resource recycle service), please see the manufacturer home page or check the computer usage book to find the manufacturer contact.

If you cannot find the liable person, example you have a PC of your own making, call the PC 3R promotion association at 03-5282-7685).

12-3. How to Dispose of Motorcycles (including Motorized Bicycles and Motorcycles under 50cc)

Motorcycles and motor-bicycles (less than 50cc) cannot be collected or disposed of by the City.

Call a motorcycle disposal agency or "The Motorcycle Recycling Call Center" at 050-3000-0727.

The recycling service requires payment of a fee to cover the cost of collection and transportation, as well as a recycling fee.

13. How to Dispose of Pruned Branches

Pruned branches are collected at designated locations by the City. These locations are listed below. The collection date and time are indicated on the GWC calendar by numbers. When you bring pruned branches and leaves to the collection site, bundle them or put them into disposable bags.

The size of collected pruned branches must be less than 2m in length and 5cm in diameter. Branches larger than this should be put out as oversized waste. (Logs and trunks of 20cm or more in diameter cannot be collected.)

Pruned branches are also collected in front of your house.

Please put out pruned branches for collection from your house on the same day as burnable garbage. The size of one branch must not exceed 5 cm in thickness, 50 cm in length. The size of one bundle must not exceed 30 cm in thickness. You can dispose of two bundles at no charge each time.

Pruned branches must be put out next to the bags for burnable garbage (green city designated garbage bags).

Grass, hydrangeas, creepers, fallen leaves, etc. Must be placed in bags for burnable garbage (green city designated garbage bags) and put out on the collection day designated by the district. As these are not pruned branches, they cannot be collected in bags other than those intended for burnable garbage (green city designated garbage bags).

You may bring pruned branches directly to the Hino City Clean Center (1-210-2 Ishida, Hino City) for disposal from 1:30 p.m. to 3:30 p.m. every third Saturday of the month.

○ What you can bring in for disposal

- Less than 10 bundles of pruned branches (each branch not exceeding 5 cm in diameter and 100 cm in length; each bundle not exceeding 30 cm in diameter). If you wish to dispose of 10 or more bundles, please contact the Gomi-Zero-Suishin Ka (042-581-0444) beforehand.
- Please put small branches and fallen leaves into a bag. If you wish to dispose of 10 or more bags, please contact the same department beforehand.
- Grass, hydrangeas, and creepers cannot be brought in for disposal.

How to Sort and Put Out Garbage (English Version)

April 2022 Edition

Issued by : Hino City

Edited by : Gomi-Zero Suishin Ka (Section of Promoting Cleanup),
Clean Center, Hino City Kankyo Kyosei Bu (Environment Coexistence
Department)

〒191-0021 210-2, 1-chome, Ishida, Hino City, Tokyo

Tel: 042-581-0444 Fax: 042-586-6606

ごみ・資源物の分け方と出し方(英語版)

令和4年4月版

発行:日野市

編集:日野市環境共生部クリーンセンターごみゼロ推進課

〒191-0021 東京都日野市石田一丁目 210 - 2

TEL: 042-581-0444 FAX: 042-586-6606