



# Disaster Prevention Map

## Be prepared!

Please explain to your family members the location of the evacuation shelters / evacuation area (safe location) for your resident area.

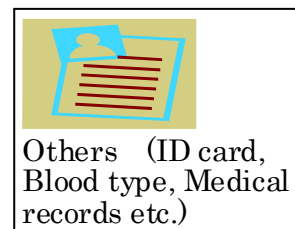

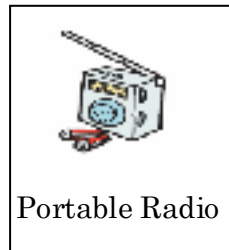
Make sure all your family members know how to get to the evacuation shelters and area.

## My Family's Evacuation Plan

*Fill in the following blanks and post it for your family.*

<b>Meeting place for family members</b>
<b>In case of earthquake :</b>
<b>In case of flood :</b>
<b>Our Evacuation Area / Shelter :</b>
<b>Location of Emergency Supplies :</b>
<b>Annual inspection date for replacing / replenishing emergency supplies :</b>

***Be sure to check the expiration date of perishable goods for periodical replacement***



**Necessities for Daily Life (around three days' supply of food and water)**

***Make your own list***



Item	Number / Amount	Item	Number / Amount

**Contact Information for Family and Relatives**

Name	Contact (Phone number)

March 2006 Edition  
 The Disaster Prevention Section (Bousai-Ka)  
 The General affairs Division (Somu-Bu)  
 Hino City Hall  
 TEL: 042-585-1100  
 E-mail/ bousai@city.hino.lg.jp

## ***When an Emergency Strikes ...***

### ***WHAT to DO ... and WHEN to Do it***

#### **Daily Preparation**

It is important to be mentally prepared for survival without the standard house utilities of water, electricity, or gas.




#### **《Being Prepared for an Earthquake》**

- Earthquake-Resistance Checklist.  
Please refer to the Building Facility Planning Division (Kenchiku-shido Ka) for the 'Quick Inspection of Buildings' pamphlet.
- Inspect block or stone walls.
- Fasten large furniture to the wall or a secure pole or frame.
- Keep large furniture away from doors and windows for your safety.
- Prepare emergency supplies.
- Prepare around a three days' supply of food, water, and any specially required medication.
- Keep a flashlight and slippers or sneakers at your bedside.

#### **《Have a Family and Neighbors Meeting》**

- Decide a meeting place for family members and ways of contacting each other.
- Make sure of the location of your evacuation area and the directions for a safe evacuation route.
- Form Voluntary Disaster Control Organizations and develop cooperative ties with your neighbors.
- Cooperate with your neighbors in helping children, the elderly, and ill, disabled, or handicapped people.



## **If an Earthquake Strikes ... Don't Panic!!**

**Remain calm, remember your preparation, and follow your plan.**


#### **《Your Safety Comes First》**

- When you feel a quake, cover your head with a cushion or pillow and take cover under a table or desk. Protect yourself!
- Turn off any heat producing appliances such as stoves or irons.

- If in bed, cover your face and head with a pillow or a blanket.
- After a major tremor stops, turn off the gas main.
- After a major tremor stops, open doors and windows to secure a few evacuation routes.
- Don't panic or rush out. Falling objects from buildings or rooftops might hit you.

### 《Watch Out for Block Walls》

- When you feel an earthquake outdoors, stay away from buildings and keep clear of poles, vending machines, block walls, gateposts, and falling objects such as glass or signboards.
- If driving, slow down and pull over to the left-hand side of the road and stop the engine. When you leave the car, be sure to leave the key in the ignition and the doors unlocked; keep valuables and your certificate of ownership with you. Refrain from using your car for evacuation.
- Kawasaki-kaido, Koshu-kaido, Kitano-kaido are designated emergency-evacuation routes. Private vehicles will not be permitted to use these roads during emergencies.



### 《Evacuate by Foot》

- Emergency vehicles take priority over other vehicles.
- The buildings may collapse from aftershocks. Keep away from damaged buildings.
- Please refrain from making phone calls immediately after an earthquake.
- Stay calm and be sure to get the most accurate, updated information.

